



STATE OF ARIZONA

Joint Legislative Budget Committee

STATE
SENATE

JOHN KAVANAGH
CHAIRMAN
OLIVIA CAJERO BEDFORD
KAREN FANN
STEVE FARLEY
DAVID C. FARNSWORTH
KATIE HOBBS
WARREN PETERSEN
KIMBERLY YEE

1716 WEST ADAMS
PHOENIX, ARIZONA 85007

(602) 926-5491

azleg.gov

HOUSE OF
REPRESENTATIVES

DAVID LIVINGSTON
VICE-CHAIRMAN
JOHN M. ALLEN
LELA ALSTON
RUSSELL "RUSTY" BOWERS
CHARLENE R. FERNANDEZ
VINCE LEACH
MICHELLE UGENTI-RITA
VACANT

MINUTES OF THE MEETING

JOINT LEGISLATIVE BUDGET COMMITTEE

September 20, 2018

The Chairman called the meeting to order at 12:33 p.m., Thursday, September 20, 2018, in Senate Appropriations Room 109. The following were present:

Members:	Senator Kavanagh, Chairman	Representative Livingston, Vice-Chairman
	Senator Fann	Representative Allen
	Senator Farley	Representative Alston
	Senator Farnsworth	Representative Bowers
	Senator Petersen	Representative Leach
Absent:	Senator Cajero Bedford	Representative Fernandez
	Senator Hobbs	Representative Ugenti-Rita
	Senator Yee	

APPROVAL OF MINUTES

Hearing no objections from the members of the Committee to the minutes of June 19, 2018, Chairman John Kavanagh stated that the minutes would stand approved.

CONSENT AGENDA

The following items were considered without discussion.

ARIZONA BOARD OF REGENTS (ABOR) - Review of FY 2019 Tuition Revenues.

An FY 2019 General Appropriation Act (Laws 2018, Chapter 276) footnote requires ABOR to submit to the Committee for review an expenditure plan for all projected FY 2019 tuition and fee revenues by expenditure category. The JLBC Staff provided options.

(Continued)

ARIZONA DEPARTMENT OF EDUCATION (ADE) - Review of K-12 Broadband Connectivity Projects.

A.R.S. § 15-249.07 requires ADE to report to the Committee for review of information on each broadband connectivity construction project that the department has certified to receive a state matching contribution. The JLBC Staff provided options and a potential provision:

- A. *ADE shall include in each report that it submits pursuant to A.R.S. § 15-249.07 an updated estimate of the number of Arizona K-12 students lacking sufficient broadband access in their schools. ADE shall differentiate between the number of students with access to broadband speeds less than 100 kilobits per second, less than 500 kilobits per second, and less than 1,000 kilobits (1 megabit) per second.*

DEPARTMENT OF PUBLIC SAFETY (DPS) - Review of the Expenditure Plan for the Gang and Immigration Intelligence Team Enforcement Mission (GITTEM) Border Security and Law Enforcement Subaccount.

Pursuant to the FY 2019 Criminal Justice Budget Reconciliation Bill (Laws 2018, Chapter 278) and A.R.S. § 41-1724G, DPS is required to submit to the Committee for review the entire FY 2019 expenditure plan for the GITTEM Subaccount prior to expenditure. The JLBC Staff provided options.

ARIZONA DEPARTMENT OF ADMINISTRATION (ADOA) - Consider Approval of Maximum Lodging and Meals Reimbursement Rates.

A.R.S. § 38-624C requires the Committee to approve any changes to ADOA's maximum reimbursement rates for lodging and meal expenses. ADOA proposes adjusting the maximum lodging rates to match the new federal government rates, which are effective October 1, 2018. ADOA proposes adjusting the meals and incidental per diem to the new federal rate effective October 1, 2018, less \$10. The JLBC Staff provided options and a potential provision:

- A. *Committee approval does not constitute an endorsement of additional appropriations to cover higher reimbursement costs.*

ARIZONA DEPARTMENT OF EDUCATION (ADE) - Review of Joint Technical Education District Quarterly Reports.

Laws 2016, Chapter 4 requires ADE to submit quarterly reports to the Committee for review on ADE's progress and their subsequent approval or rejection of currently eligible joint technical education district (JTED) programs and courses for eligibility for state funding under the new requirements established in Chapter 4. The JLBC Staff provided options.

ARIZONA CRIMINAL JUSTICE COMMISSION (ACJC) - Review of Edward Byrne Memorial Justice Assistance Grant Federal Application.

A.R.S. § 41-2403 requires ACJC to submit its federal application for the Edward Byrne Memorial Justice Assistance Grant to the Joint Legislative Budget Committee for review 30 days prior to submission to the federal government. The JLBC Staff provided options and a potential provision:

- A. *ACJC shall submit a preliminary proposal to the Committee by May 15, 2019 if the federal guidelines have not yet been received for 2019.*

ARIZONA DEPARTMENT OF ADMINISTRATION (ADOA) - AUTOMATION PROJECTS FUND (APF) - Review of the Microwave System Upgrade Project (Department of Public Safety Account).

A.R.S. § 41-714 requires Joint Legislative Budget Committee (JLBC) review prior to any monies being expended from ADOA APF for the Microwave System Upgrade project. The FY 2019 budget appropriated \$1,250,000 from the APF for continued work on the Microwave System Upgrade project. Of the appropriation, \$1,000,000 will go toward upgrading the commercial and backup power systems to the DPS Network Operations Center (NOC). The remaining \$250,000 will go toward completing load capacity assessments and preventative maintenance to 28 of its communication towers. The JLBC Staff provided options and a potential provision:

- A. *The Department of Public Safety (DPS) shall submit cost estimates on the completion of the Microwave System Upgrade project by July 1, 2019.*

ARIZONA GAME AND FISH DEPARTMENT (AGFD) - Review of Watercraft Grants Line Item Transfer.

An FY 2019 General Appropriation Act (Laws 2018, Chapter 276) footnote requires AGFD to submit an expenditure plan for a transfer of \$1,000,000 from its Watercraft Grants line item appropriation to its operating lump sum appropriation. The JLBC Staff provided options.

ATTORNEY GENERAL (AG) - Review of Allocation of Settlement Monies - State v. Hyundai Motor Company.

Pursuant to A.R.S. § 44-1531.02, the AG must submit to the Committee for review an expenditure plan of legal settlement monies deposited into the Consumer Remediation Subaccount of the Consumer Restitution and Remediation Revolving Fund prior to spending those monies. The AG requests review of a \$510,700 expenditure plan for monies deposited into the Consumer Remediation Subaccount resulting from a 2016 settlement with Hyundai Motor Company. The AG plans to fund a short-term operation aimed at reducing auto fraud in the state. The expenditure plan includes a temporary attorney and support position for additional prosecution, increased sting operations, and an educational campaign about current practices and laws. The JLBC Staff provided options and potential provisions:

- A. *Committee review does not constitute an agreement to fund the temporary staff attorney position once these one-time monies are depleted.*

ARIZONA BOARD OF REGENTS (ABOR) - Review of Qualifying College Credit Examinations.

A.R.S. § 15-249.06 requires ABOR to provide the list of qualifying examinations and passing scores for the College Credit by Examination Incentive Program (CCEIP) to the Arizona Department of Education (ADE) and submit the list to the JLBC for review by September 1 of each year. The JLBC Staff provided options and a potential provision:

- A. *The Committee considers a favorable review of the list of qualifying college credit examinations to remain in effect in subsequent years unless changes are made to the list of examinations or passing scores. Regardless of whether or not such changes are made, ABOR shall continue to report the most current list of qualifying examinations and passing scores to ADE and the Committee by September 1 of each year.*

(Continued)

Representative Livingston moved that the Committee give a favorable review or approval, as applicable, including provisions as outlined in the JLBC Staff analysis, to the 10 consent agenda items listed above. The motion carried.

REGULAR AGENDA

ARIZONA DEPARTMENT OF CORRECTIONS (ADC) - Review of FY 2018 Bed Capacity Report.

Mr. Geoffrey Paulsen, JLBC Staff, stated that pursuant to an FY 2019 General Appropriation Act (Laws 2018, Chapter 276) footnote, the Committee is required to review a report by ADC detailing the bed capacity changes in FY 2018 and the proposed changes in FY 2019. The JLBC Staff provided options.

Mr. Charles Ryan, Director, ADC, responded to member questions and circulated a handout (*Attachment 1*).

Ms. Stacey Crabtree, Administrator, Offender Services, ADC, responded to member questions.

Mr. Michael Dolny, Research Manager, ADC, responded to member questions.

Representative Livingston moved that the Committee give a favorable review of the department's bed capacity report with the following provision:

- A. *In future reports, ADC is to address the rationale for eliminating permanent beds prior to reducing the level of temporary beds.*

The motion carried.

ARIZONA DEPARTMENT OF ADMINISTRATION (ADOA) - AUTOMATION PROJECTS FUND (APF) - Review of CHILDS (Department of Child Safety Subaccount).

Mr. Patrick Moran, JLBC Staff, stated that A.R.S. § 41-714 requires the Committee review prior to any monies being expended from ADOA's APF for the Children's Information Library and Data Source (CHILDS) replacement project. The JLBC Staff provided options.

Mr. Robert Navarro, Assistant Director of Budget and Finance, DCS, responded to member questions.

Representative Livingston moved that the Committee give a favorable review of \$6,284,400 in APF expenditures for the CHILDS replacement project in FY 2018, with the following provision:

- A. *On or before the 30th of each month, the Department of Child Safety shall provide the JLBC Staff with the actual expenditures on the CHILDS Replacement Project from the prior month.*

The motion carried.

DEPARTMENT OF CHILD SAFETY (DCS) - Review of FY 2018 Fourth Quarter Benchmarks.

Mr. Patrick Moran, JLBC Staff, stated that the FY 2018 General Appropriation Act (Laws 2017, Chapter 305) requires DCS to submit a report to the Committee for its review a report on quarterly benchmarks for assessing progress made in increasing the department's number of FTE Positions, meeting caseload standards for caseworkers, reducing the number of backlog cases and open reports, and reducing the number of children in out-of-home care. The JLBC Staff provided options.

Mr. Mike Faust, Deputy Director, DCS, responded to member questions and circulated a handout (*Attachment 2*).

Ms. Kathryn Blades, Deputy General Counsel, DCS, responded to member questions.

Representative Livingston moved that the Committee give a favorable review of the department's FY 2018 fourth quarter benchmark report. The motion carried.

AHCCCS/DEPARTMENT OF ECONOMIC SECURITY (DES)/DEPARTMENT OF CHILD SAFETY (DCS) - Review of Capitation Rate Changes for Plan Year 2019.

Mr. Patrick Moran, JLBC Staff, stated that an FY 2019 General Appropriation Act (Laws 2018, Chapter 276) footnote requires the state Medicaid agencies to submit an expenditure plan to the Joint Legislative Budget Committee for review prior to implementing any changes in capitation rates. AHCCCS submitted rate changes for plan year 2019 for the following programs:

- AHCCCS Complete Care (ACC) program
- Regional Behavioral Health Authorities (RBHAs)
- Arizona Long Term Care System - Elderly and Physically Disabled (EPD) program
- Department of Economic Security's (DES) ALTCS - Developmental Disabilities (DD) program.
- DES - DD Targeted Case Management (TCM) program.
- Department of Child Safety's (DCS) Comprehensive Medical and Dental Program (CMDP) for children in foster care.

The JLBC Staff provided options.

Mr. Mike Trainor, Director, DES, responded to member questions and circulated a handout (*Attachment 3*).

Ms. Jami Snyder, Deputy Director, AHCCCS, responded to member questions.

Mr. Stewart Goodman, Arizona Association Providers for People with Disabilities addressed the Committee.

Representative Livingston moved that the Committee give a favorable review of AHCCCS' proposed capitation rate changes, with the following provision:

- A. *On or before January 15, 2019, DES shall report to the Committee on the status of its efforts to engage community stakeholders regarding the department's plans to integrate services for the*

(Continued)

Developmental Disabilities program. The Committee believes that no action shall be made to implement integration until such report is made to the Committee and the question of legal authority is resolved.

The motion carried.

ARIZONA DEPARTMENT OF TRANSPORTATION (ADOT) - Review of Motor Vehicle Modernization (MvM) Project Annual Progress Report.

Mr. Ben Murphy, JLBC Staff, stated that an FY 2018 General Appropriation Act (Laws 2017, Chapter 305) footnote requires the Committee to review an annual progress report submitted by the Arizona Department of Transportation's third-party consultant for the MvM project. The JLBC Staff provided options.

Representative Leach moved that the Committee give a favorable review of the annual progress report which includes the following provision:

- A. *On or before February 1, 2019, the department shall report to the Joint Legislative Budget Committee on its progress in remediating risks associated with the MvM project's interface/integration execution, as identified by Gartner Consulting. The department shall also report on how it proposes to spend the ADOT-dedicated portion of the vendor's fee retention upon completion of the MvM project in FY 2020, including any plans to modify the existing vendor agreement or enter into a new agreement.*

The motion carried.

ARIZONA DEPARTMENT OF EDUCATION (ADE) - Review of Statewide Assessment Contract Renewal.

Mr. Matt Beienburg, JLBC Staff, stated A.R.S. § 15-741.03 prohibits ADE from renewing any contract or reestablishing a new contract for any portion of the statewide assessment without Committee review. In addition, Laws 2018, Chapter 262 requires ADE to report on each current contract for all portions of the statewide assessment by November 15, 2018. The JLBC Staff provided options.

Ms. Cassie O'Quin, Government Relations Liaison, Policy Development & Government Relations, ADE, responded to member questions.

Ms. Audra Ahumada, Deputy Associate Superintendent of Assessment, ADE, responded to member questions.

Mr. Catcher Baden, Deputy Director, Board of Education, responded to member questions.

Representative Livingston moved that the Committee give a favorable review to ADE's proposal to extend the AzMERIT exam 1 additional year (through FY 2019) with the following provisions:

- A. *By December 15, 2018, ADE shall report:*
- 1. The status of the request for proposal (RFP) process for the menu of assessments.*
 - 2. The estimated AzMERIT contract savings associated with fewer students taking the exam in FY 2019.*

(Continued)

- B. *By September 1, 2019, ADE shall report the status of all contracts for the statewide assessment and the menu of assessments, including exam vendors, pricing agreements, and an estimate of the number of students taking each exam in FY 2020.*

The motion carried.

EXECUTIVE SESSION

Representative Livingston moved that the Committee go into Executive Session. The motion carried.

At 3:29 p.m. the Joint Legislative Budget Committee went into Executive Session.

Representative Livingston moved that the Committee reconvene into open session. The motion carried.

At 3:56 p.m. the Committee reconvened into open session.

A. Arizona Department of Administration, Risk Management Services - Consideration of Proposed Settlements under Rule 14.

Representative Livingston moved that the Committee approve the recommended settlements proposed by the Attorney General's office in the cases of:

- *Ahmed v. Banner, et al.*
- *Valle, et al. v. State of Arizona, et al.*
- *Saba v. State of Arizona*

The motion carried.

Without objection, the meeting adjourned at 3:56 p.m.


Respectfully submitted:



Kristy Paddack, Secretary



Richard Stavneak, Director



Senator John Kavanagh, Chairman

AUGUST 2018

INMATE PROGRAMS

ADC assesses the recidivism risk and programming needs of each inmate during intake. Assessment results, along with sentence structure, are used to prioritize inmate programmatic goals and placement.

Program Enrollment	Sub-Total	TOTAL
ADC Education		4,990
Functional Literacy	1,124	
High School Equivalency	2,255	
Special Education	139	
Career & Technical Education	1,472	
Addiction Treatment *		711
Sex Offender Treatment		259
Self-Improvement		4,843
Work Programs		24,612
Arizona Correctional Industries		
· Labor Contracts	1,145	
· Owned & Operated	777	
Intergovernmental Agreements	1,991	
Work Incentive Pay Program	20,699	
Total Program Enrollments **		35,415

* Seventy-seven percent of inmates assessed at intake have significant substance abuse histories.

** Inmates may be enrolled in more than one program.

INMATE CONTRIBUTIONS / REPARATIONS

AZ COMMUNITY LABOR	This Month	FY YTD
Fire Crew Hours	35,944	74,193
Public Sector Work Crew Hours	182,725	340,758
ADOT Crews Hours	18,641	34,408

AZ CRIME VICTIMS

Court Ordered Restitution Collected	\$135,141	\$251,034
Victims' Compensation Collected	\$2,448	\$4,535
Victim Notifications of Release	317	648

INMATE HEALTH SERVICES

Hospital Admissions.....	106
Inmates With: HIV...180 Active TB...0 Hepatitis C...6,262	
Inmates Requiring Ongoing Mental Health Services.....	12,139

INMATE CONDUCT / INMATE GRIEVANCES

Inmate / Inmate Assaults.....24	Inmate Grievances.....352
Inmate / Staff Assaults.....49	

AUGUST 2018

INMATE COMMITMENT OFFENSES

OFFENSE	US Citizens	Crim. Aliens	TOTAL	%
Arson	132	8	140	0.3%
Assault	5,299	311	5,610	13.3%
Auto Theft	1,928	48	1,976	4.7%
Burglary/Criminal Trespass	2,899	72	2,971	7.1%
Child/Adult Abuse	293	16	309	0.7%
Child Molestation	1,483	297	1,780	4.2%
Criminal Damage	162	5	167	0.4%
Domestic Violence	155	4	159	0.4%
Drug Possession (All)	3,881	69	3,950	9.4%
Marijuana Only	212	4	216	0.5%
Drug Sales/Trafficking	3,624	1,152	4,776	11.3%
DUI	1,347	119	1,466	3.5%
Escape	162	7	169	0.4%
Forgery	366	8	374	0.9%
Fraud	298	7	305	0.7%
Identity Theft	380	15	395	0.9%
Kidnapping	1,086	260	1,346	3.2%
Manslaughter/Neg. Homicide	666	96	762	1.8%
Murder	2,716	386	3,102	7.4%
Other	1,475	74	1,549	3.7%
Rape/Sexual Assault	511	65	576	1.4%
Robbery	3,395	179	3,574	8.5%
Sex Offense	2,573	284	2,857	6.8%
Theft	964	20	984	2.3%
Trafficking in Stolen Property	669	12	681	1.6%
Weapons Offense	1,894	53	1,947	4.6%
TOTAL	38,570	3,571	42,141	100.0%
%	91.5%	8.5%		100.0%

INMATE CRIMINAL HISTORY

	US Citizens	Crim. Aliens	TOTAL	%
Violent Offenders *	29,003	2,287	31,290	74.3%
· Current	19,978	1,915	21,893	52.0%
· Historical	9,025	372	9,397	22.3%
Non-Violent Offenders	9,567	1,284	10,851	25.7%
TOTAL	38,570	3,571	42,141	100.0%

* Total Violent Offenders; includes offenders of a non-violent statute who have used a weapon or caused an injury

	US Citizens	Crim. Aliens	TOTAL	%
Prior ADC Prison Term	20,936	603	21,539	51.1%
First ADC Prison Term	17,634	2,968	20,602	48.9%
TOTAL	38,570	3,571	42,141	100.0%

The Arizona Department of Corrections

Charles L. Ryan
Director

CORRECTIONS

AT A

GLANCE



AUGUST 2018

This report contains preliminary statistics as of the end of the month. Changes/updates will be posted on the ADC website. Please refer to the online reports for the most current data.

For further information, contact:
Arizona Department of Corrections
Strategic Planning and Policy
1601 West Jefferson Street
Phoenix, Arizona 85007
602-542-1576
<http://www.azcorrections.gov>

This document is available in alternative formats by contacting Central Office Public Access at: 602-542-5886

ADC CENSUS

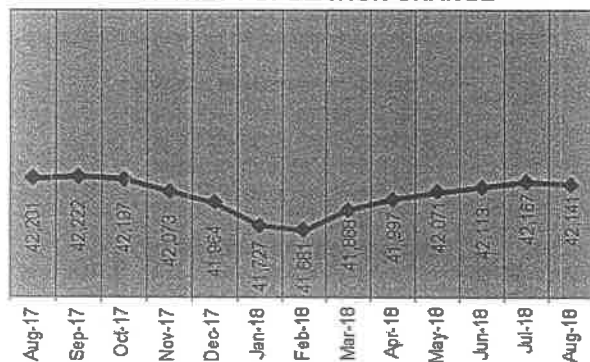
FACILITY	RATED	TEMP	OP CAP*	POP
ASPC-Douglas	1,435	343	1,778	1,766
ASPC-Eyman	3,976	1,610	5,586	5,614
ASPC-Florence	3,440	645	4,085	3,802
ASPC-Lewis	5,104	850	5,974	5,598
ASPC-Perryville	4,214	0	4,250	4,131
ASPC-Phoenix	552	160	720	626
ASPC-Safford	1,453	160	1,613	1,187
ASPC-Tucson	4,605	467	5,098	5,005
ASPC-Winslow	1,626	0	1,626	1,472
ASPC-Yuma	4,350	420	4,770	4,687
In-State Pvt. Prisons	7,900	638	8,538	8,253
PRISON TOTAL	38,655	5,293	44,038	42,141
COMMUNITY SUPERVISION OFFENDERS				5,489
ADC TOTAL				47,630

*OP CAP: Operating Capacity Beds = Rated Beds + Temporary Beds

INMATE BED CAPACITY & POPULATION DETAIL

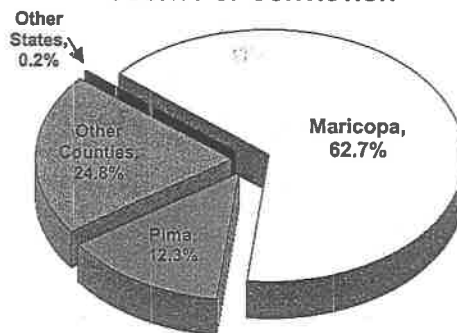
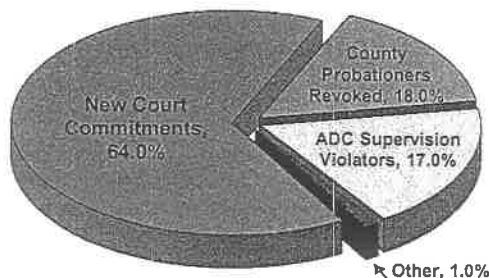
CATEGORY	MALE	FEMALE	TOTAL
Operating Capacity Beds	39,768	4,270	44,038
Inmate Population	37,998	4,143	42,141
Bed Surplus / (Deficit)	1,770	127	1,897
Month's Admissions	1,353	252	1,605
Month's Releases	1,390	241	1,631
Month's Growth	(37)	11	(26)

MONTHLY POPULATION CHANGE



Snap-shot of Population on Last Day of Each Month

COMMITTED POPULATION BY COUNTY OF CONVICTION

ADC HAS ADMITTED 3,156 INMATES
FY 2019 YEAR TO DATEADC HAS RELEASED 3,128 INMATES
FY 2019 YEAR TO DATE

Releasees Served an Average of: 24 Months:
 Served Over 1 Year.....55%
 Served 6 Months to 1 Year.....15%
 Served Less Than 6 Months.....30%

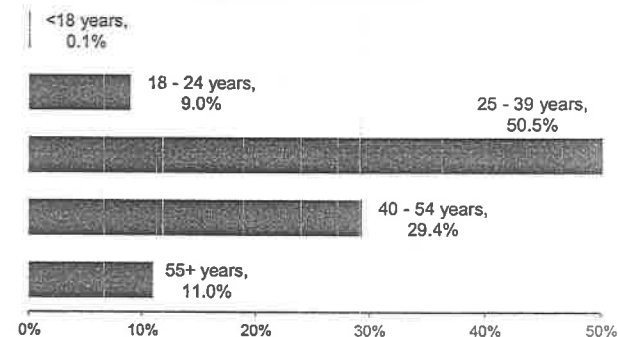
SPECIAL POPULATION GROUPS

SENTENCE TYPE	MALE	FEMALE	TOTAL
Death Row	114	3	117
Minors	51	4	55
Veterans	2,375	30	2,405

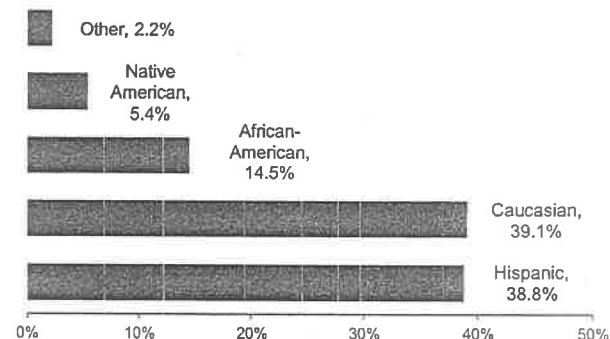
CITIZENSHIP / GENDER DISTRIBUTION

	MALE	FEMALE	TOTAL	%
US Citizens	34,559	4,011	38,570	91.5%
Crim Aliens	3,439	132	3,571	8.5%
TOTAL	37,998	4,143	42,141	100.0%
%	90.2%	9.8%		100.0%

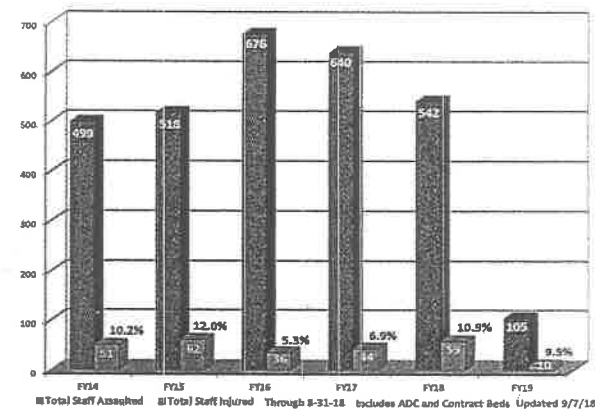
AGE DISTRIBUTION



ETHNIC DISTRIBUTION



TOTAL STAFF ASSAULTED - WITH INJURY



ADC CONSTITUENT CONTACTS	4,339
ADC PERSONNEL ON MILITARY LEAVE	100
ADC PERSONNEL ON MILITARY STANDBY	50

Arizona Department of Corrections Annual Inmate Growth FY 2003 thru FY 2022



ADC Facilities by Security Level/Mission

DUI = DUI

2nd CC = Second Chance Center

GP = General Population

M = Medical

PC = Protective Custody

SO = Sex Offender

R = Reception

Physical Security Levels

5 = Highest (maximum)

4 = High (close)

3 = Moderate (medium)

2 = Low (minimum)

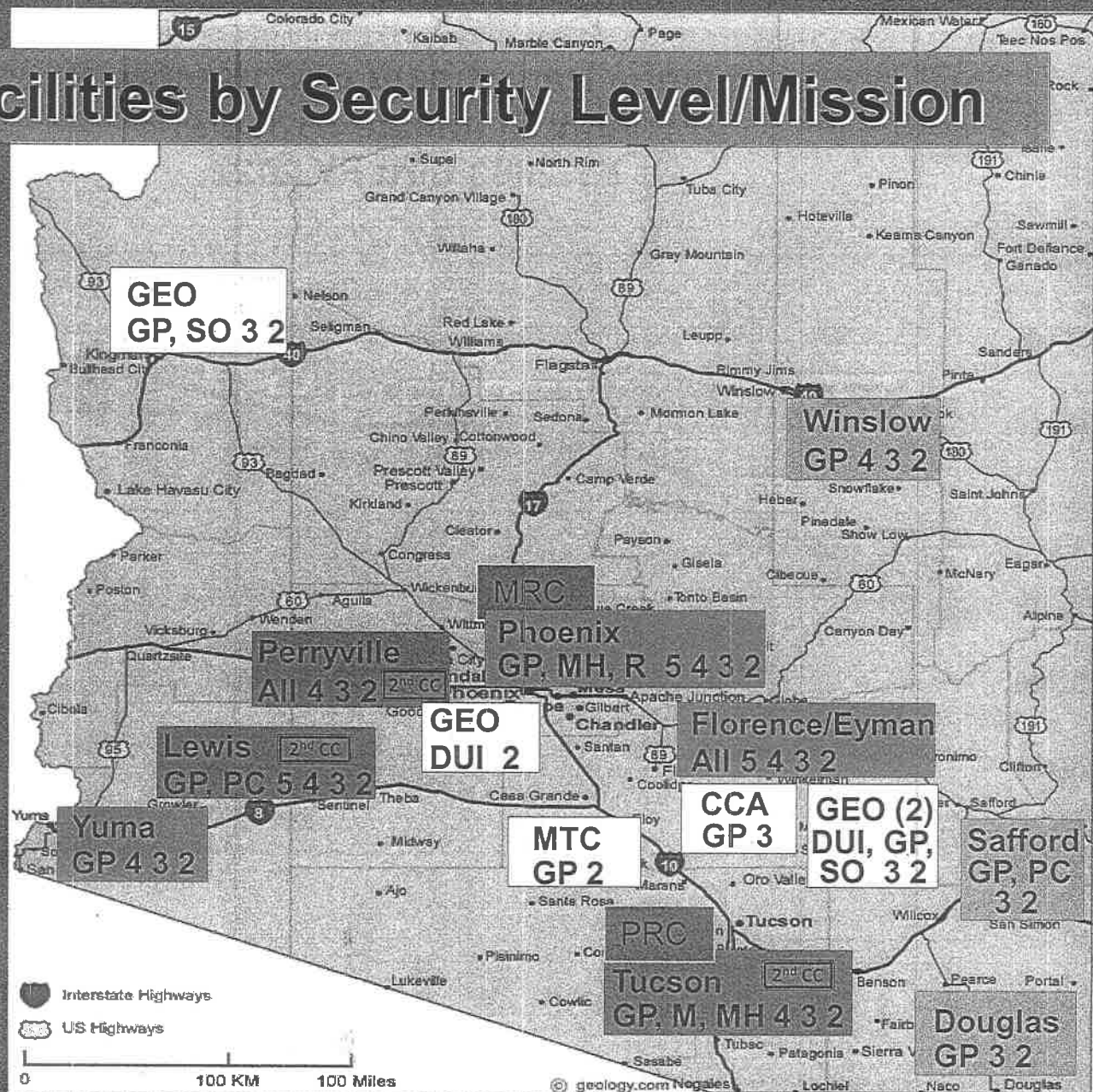
ADC Owned & Operated
Non-Corridor Prison

ADC Owned & Operated
Corridor Prison

ADC Owned & Operated
Corridor Prison with
Second Chance Center (SCC)

ADC Contracted Private Prison
Corridor Facility with Placement
Restrictions

ADC Reentry Centers



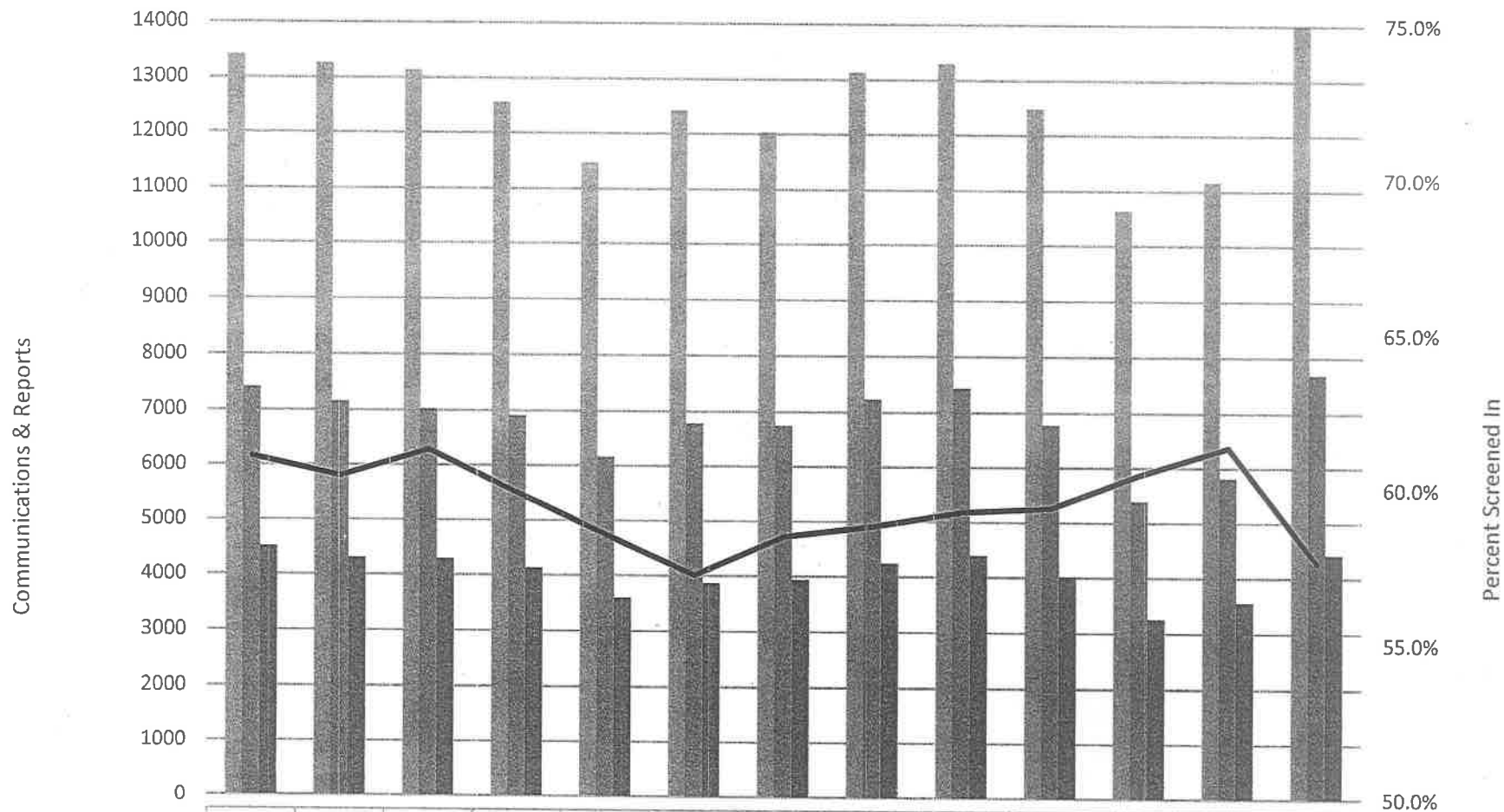
Date Prepared: June 30, 2018

Department of Child Safety

Data charts as of week beginning 9.17.18



Communications & Reports to the Hotline



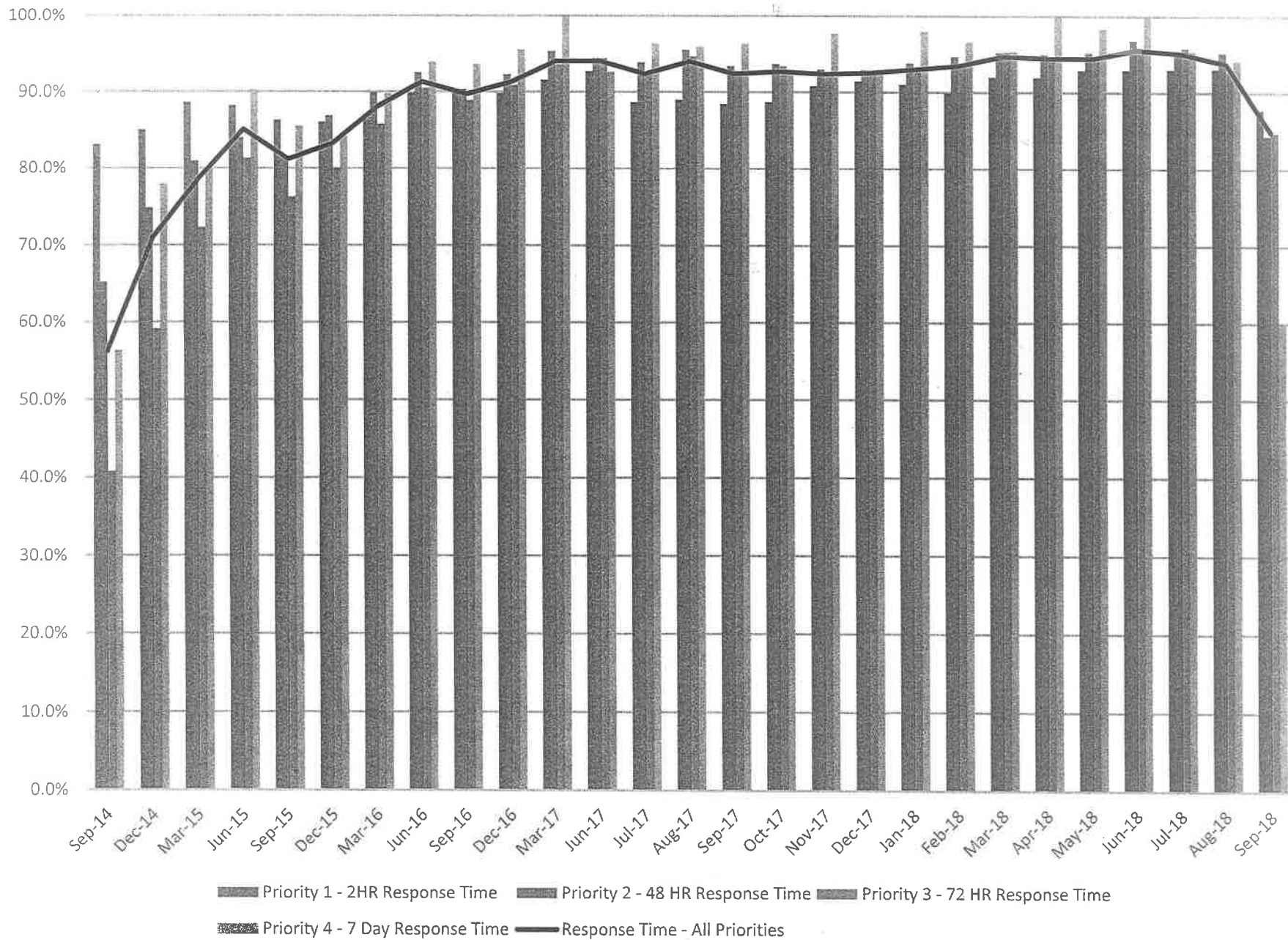
	Aug-17	Sep-17	Oct-17	Nov-17	Dec-17	Jan-18	Feb-18	Mar-18	Apr-18	May-18	Jun-18	Jul-18	Aug-18
Communications	13411	13257	13129	12558	11480	12422	12039	13126	13298	12484	10639	11158	14013
Hotline Communications	7405	7144	7016	6907	6163	6776	6747	7226	7433	6774	5390	5813	7692
Reports	4517	4312	4295	4132	3604	3873	3943	4247	4404	4023	3260	3567	4431
Screen In %	61.0%	60.4%	61.2%	59.8%	58.5%	57.2%	58.4%	58.8%	59.2%	59.4%	60.5%	61.4%	57.6%

NOTE: Communications, Hotline Communications, and Reports include calls/reports that are no jurisdiction reports. Screen In % shows reports as a percentage of total Hotline Communications.

Data Source: DCS Tableau Dashboard, Communications Received by Weekday and Hour Reports, 9.15.18



Response Timeliness



NOTE: September 2018 data is preliminary.

Data Source: DCS Tableau Dashboard, Report Response Timeliness, 9.17.18



Inactive Cases and Total Open Reports

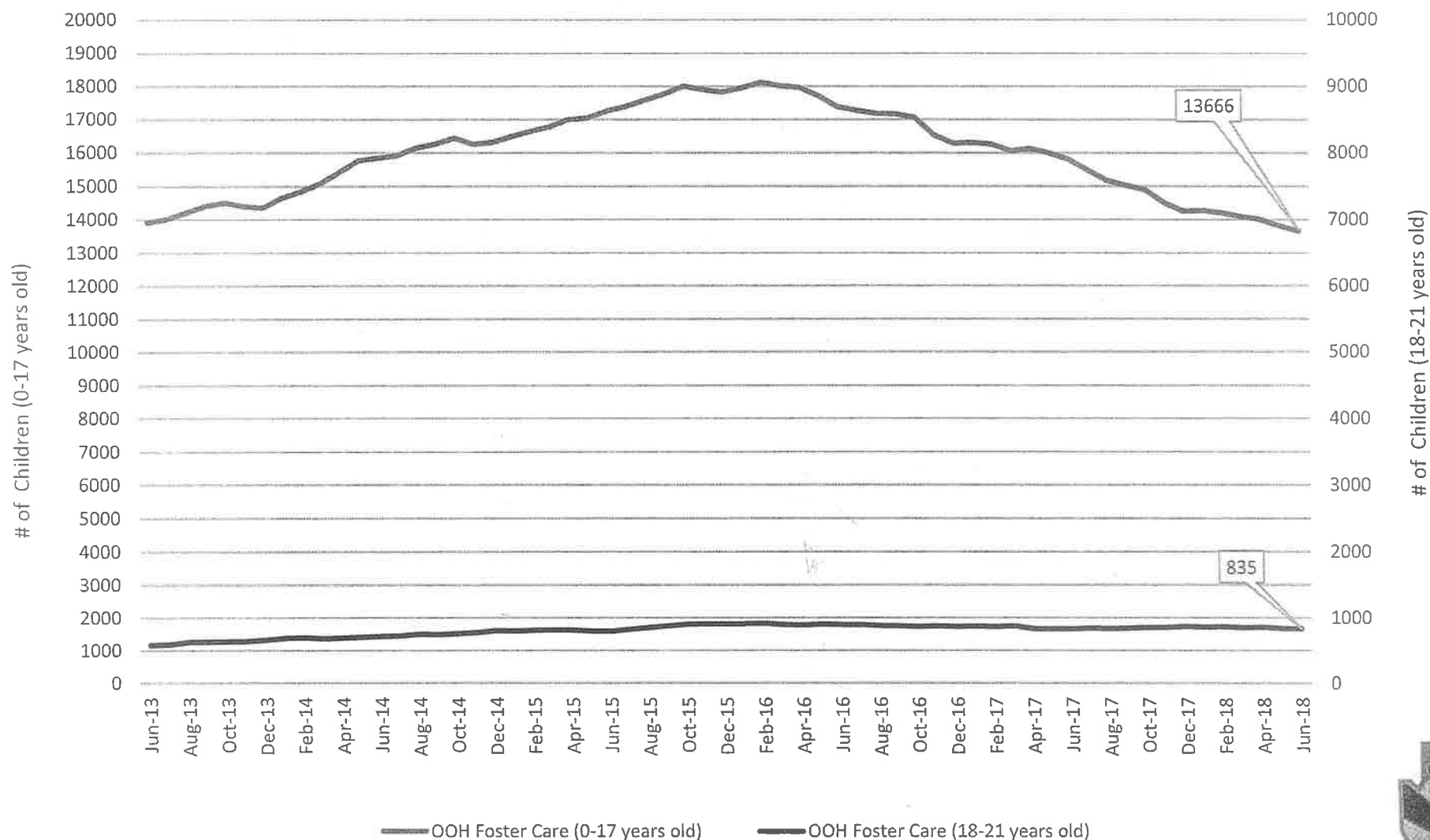


NOTE: Investigations may contain one or more reports. Current open reports is through 9.17.18, current inactives through 9.17.18
 Data Source: Weekly Completed/Assigned Report, and Weekly DCS Inactives Report



Care Management Population

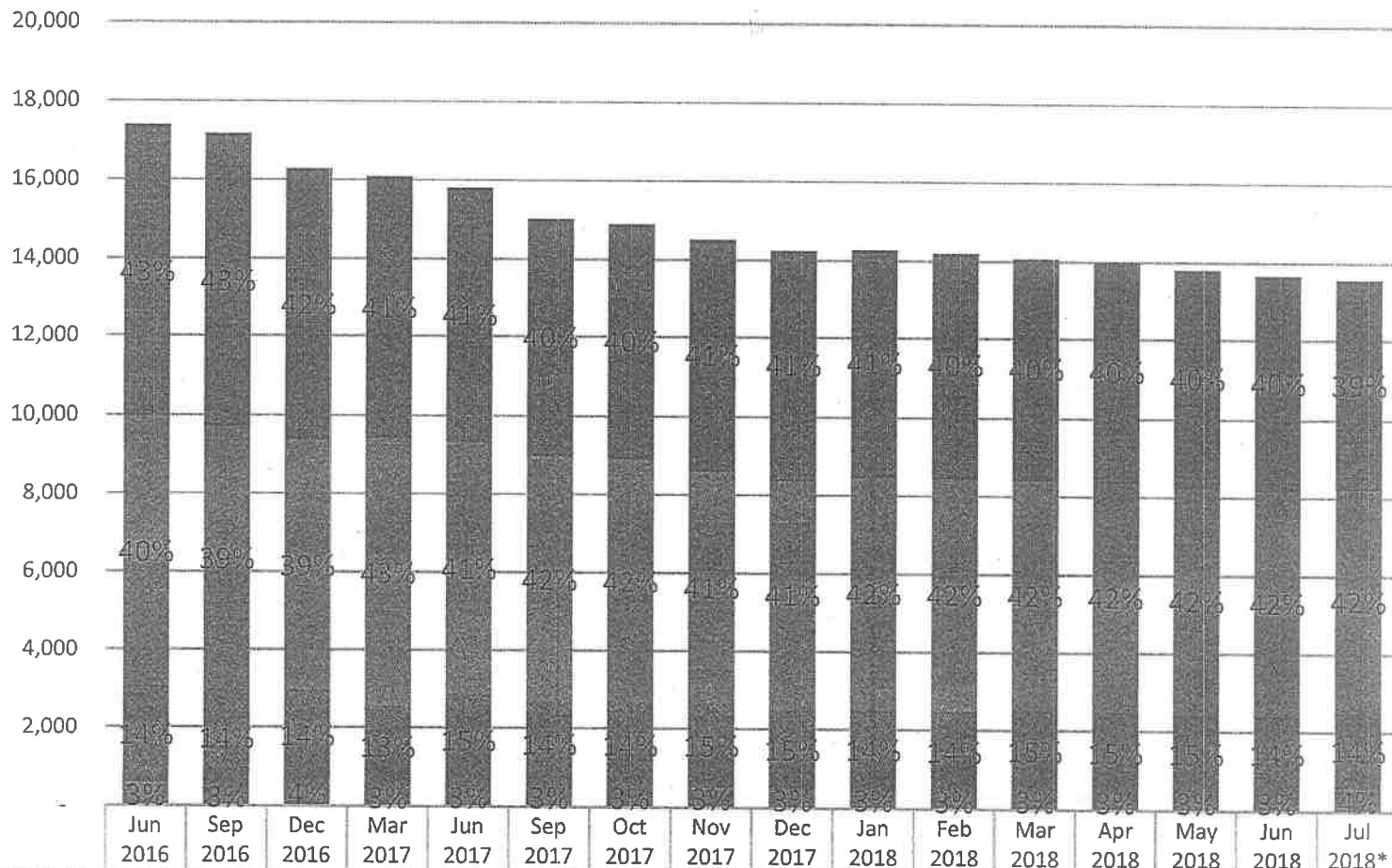
Foster Care Population



NOTE: Current OOH population reflects June 2018 data
 Data Source: DCS Monthly Out-of-Home Care Report, 8.20.18



Children in Out-of-Home Care (0-17 years old)



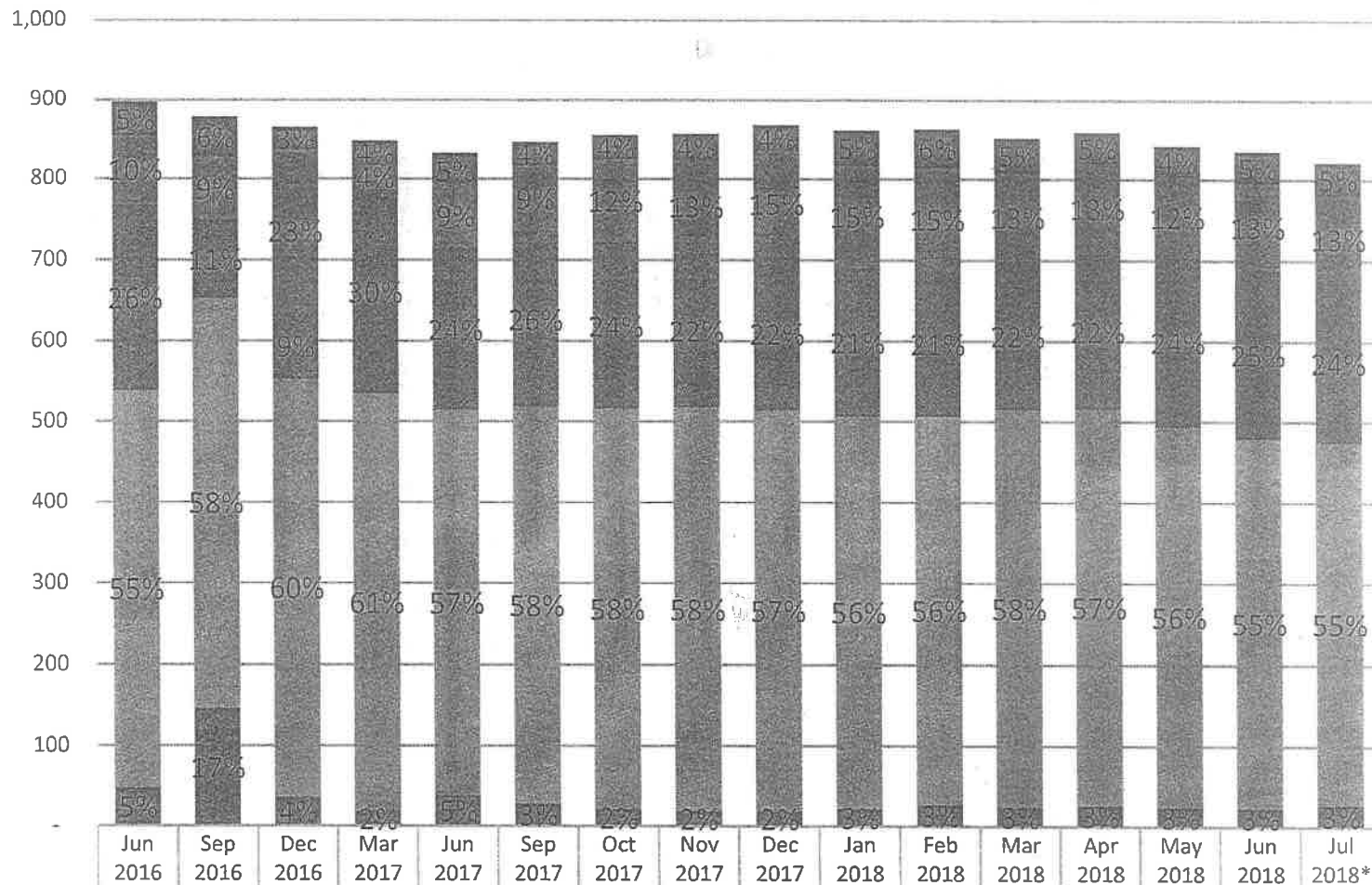
	Jun 2016	Sep 2016	Dec 2016	Mar 2017	Jun 2017	Sep 2017	Oct 2017	Nov 2017	Dec 2017	Jan 2018	Feb 2018	Mar 2018	Apr 2018	May 2018	Jun 2018	Jul 2018*
Unlicensed (Primarily Kinship)	7,425	7,451	6,916	6,672	6,473	6,053	5,981	5,898	5,873	5,801	5,736	5,669	5,637	5,561	5,489	5,356
Foster Care	6,900	6,759	6,406	6,861	6,466	6,290	6,261	5,958	5,855	5,954	5,985	5,895	5,888	5,800	5,746	5,711
Congregate Care	2,498	2,450	2,312	2,075	2,362	2,167	2,138	2,150	2,077	2,064	2,058	2,073	2,056	2,020	1,973	1,944
Independent Living	3	5	2	1	-	5	4	5	2	2	2	1	-	-	-	1
Other	564	503	648	474	502	506	505	492	442	457	421	446	429	431	458	566
Total in Out-of-Home Care	17,390	17,168	16,284	16,083	15,803	15,021	14,889	14,503	14,249	14,278	14,202	14,084	14,010	13,812	13,666	13,578

NOTE: July 2018 data is preliminary

Data Source: DCS Monthly Out-of-Home Care Report, 8.20.18



Children in Out-of-Home Care (18-21 years old)



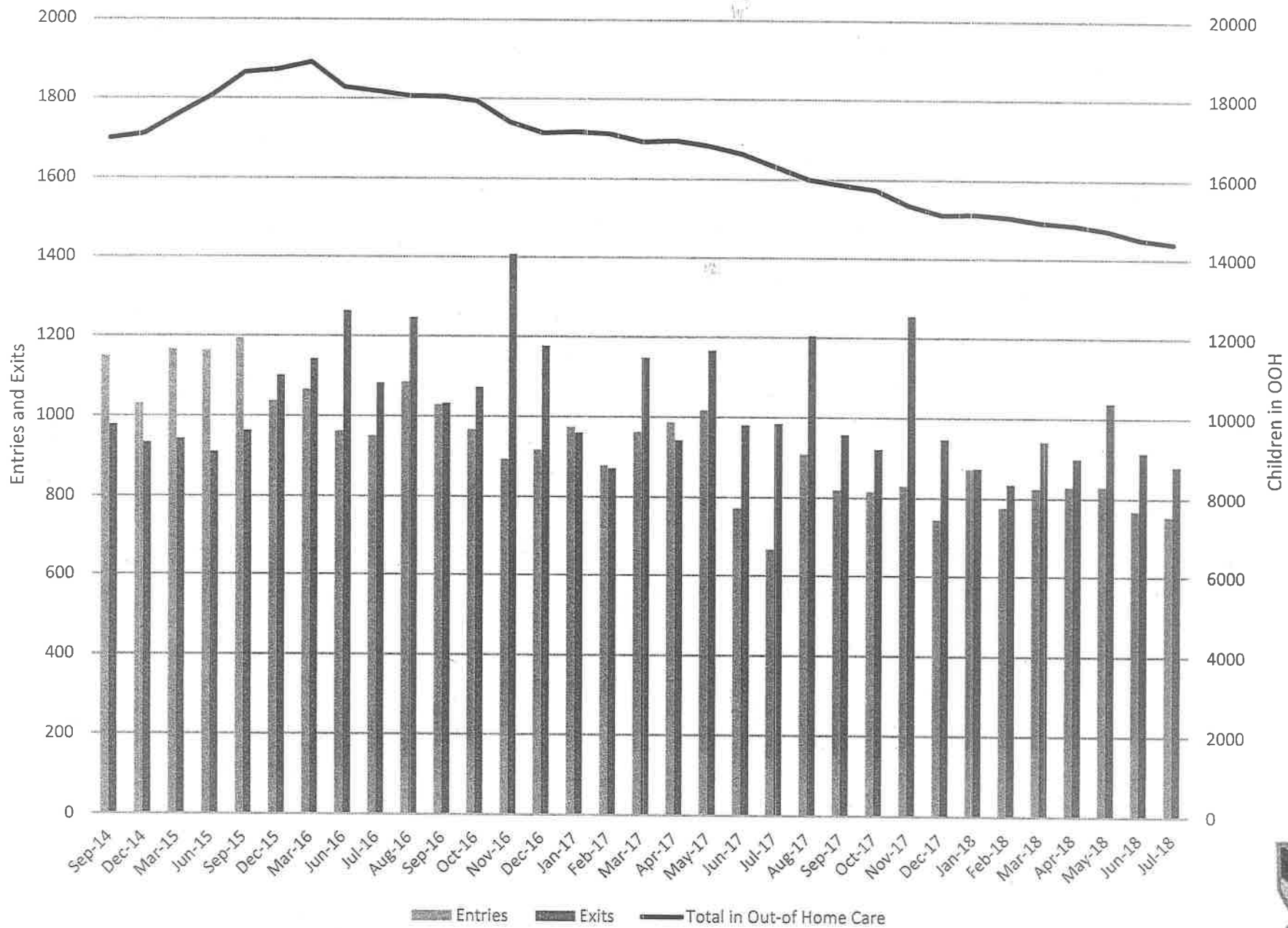
	Jun 2016	Sep 2016	Dec 2016	Mar 2017	Jun 2017	Sep 2017	Oct 2017	Nov 2017	Dec 2017	Jan 2018	Feb 2018	Mar 2018	Apr 2018	May 2018	Jun 2018	Jul 2018*
Unlicensed (Primarily Kinship)	43	51	29	31	38	30	31	34	34	44	49	44	39	39	40	40
Foster Care	86	78	201	30	79	80	102	114	129	126	127	109	111	98	106	107
Congregate Care	229	96	82	252	201	218	206	192	191	184	180	184	193	211	209	199
Independent Living	492	507	517	517	476	490	495	498	495	485	480	491	490	470	457	448
Other	47	146	36	18	38	28	21	19	19	22	27	24	26	24	23	27
Total in Out-of-Home Care	897	878	865	848	832	846	855	857	868	861	863	852	859	842	835	821

NOTE: July 2018 data is preliminary

Data Source: DCS Monthly Out-of-Home Care Report, 8.20.18



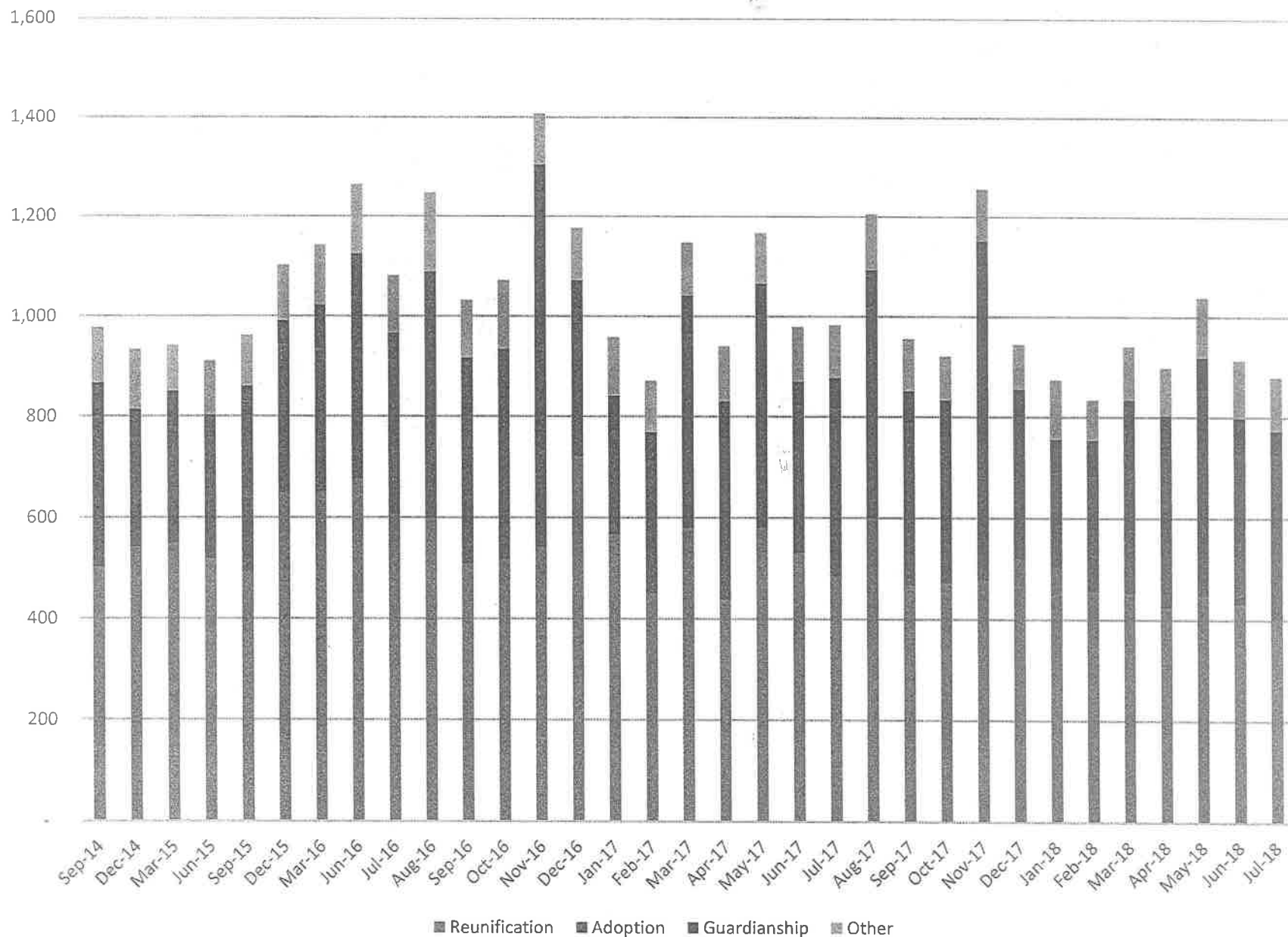
Entries and Exits



NOTE: July 2018 data is preliminary
 Data Source: Removals & Returns Dashboard, 9.17.18



Exits by Type



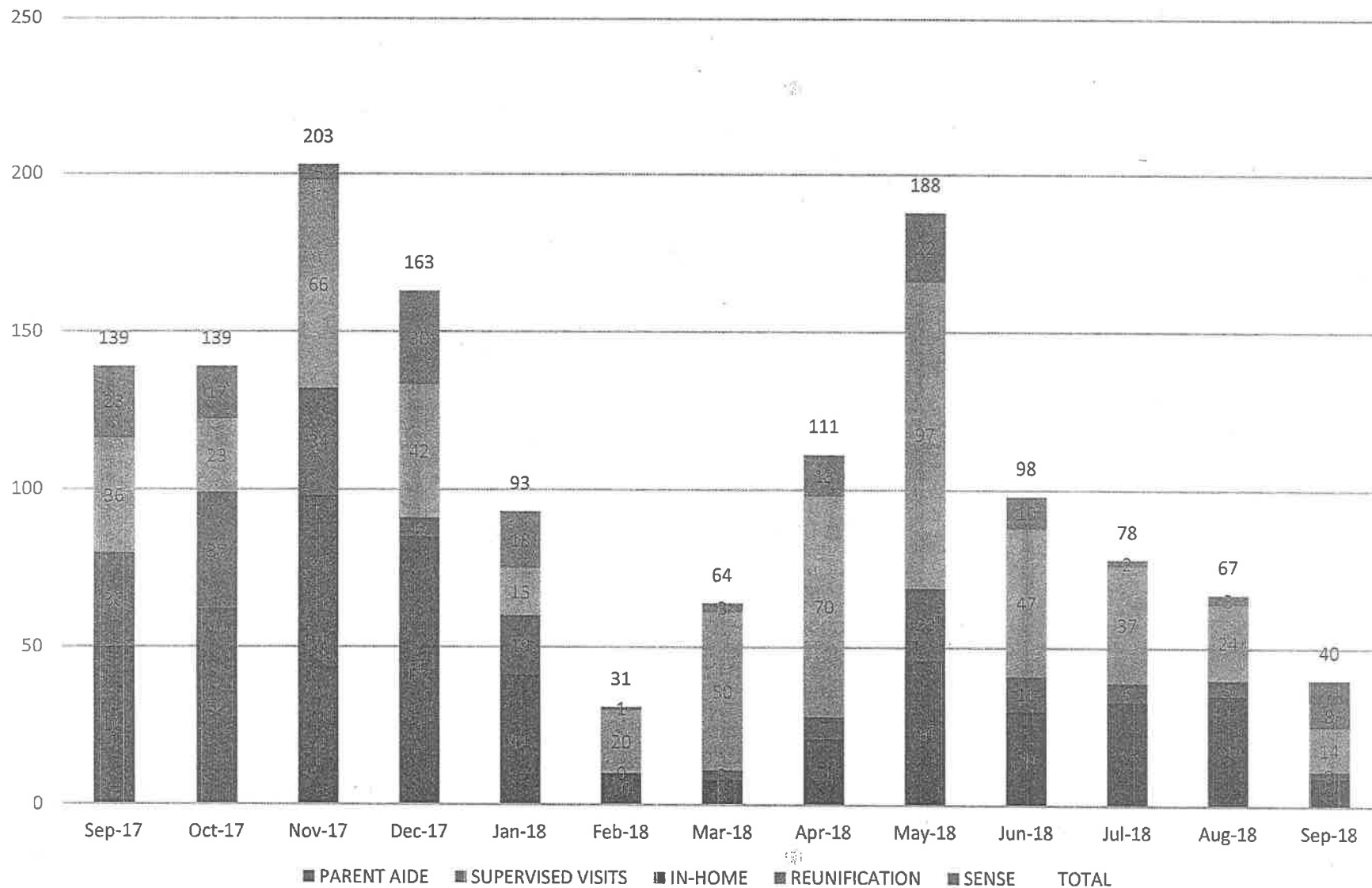
NOTE: July 2018 data is preliminary

Data Source: DCS Tableau Dashboard, Removals and Exits, 9.17.18



Service Referral Waitlist

Parent Aide, Supervised Visits, and In-home



NOTE: September 2018 data through 9.14.18
 Data Source: Weekly DCS Waitlist Report



