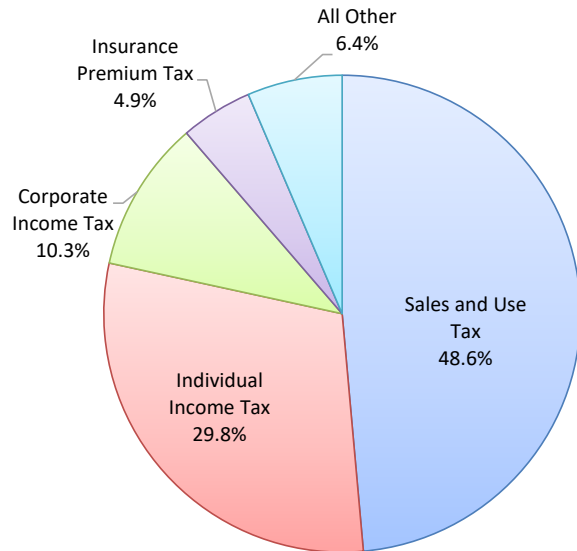


FY 2025 General Fund Revenue - Where It Comes From

<u>Source</u>	<u>Revenue (Millions)</u>
Sales and Use Tax	\$ 8,213.7
Individual Income Tax	5,044.3
Corporate Income Tax	1,736.0
Insurance Premium Tax	825.8
All Other	1,088.7
TOTAL REVENUE	<u>\$ 16,908.5</u> ^{1/2/}

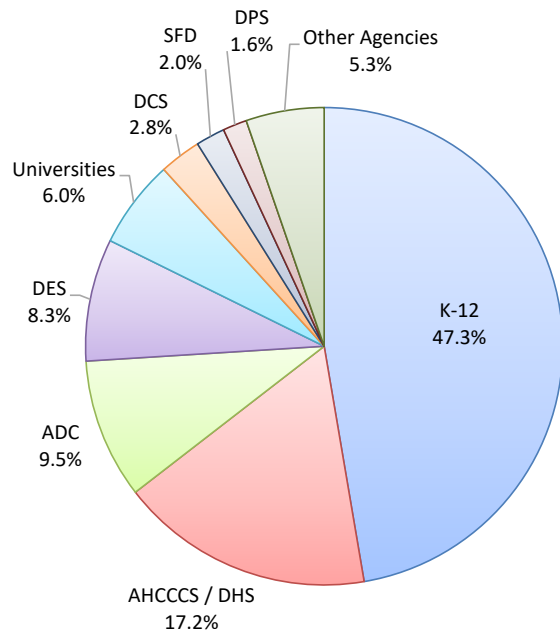


^{1/} Excludes FY 2024 balance forward.

^{2/} A total of \$1,268.3 million of this amount is distributed as urban revenue sharing.

FY 2025 General Fund Appropriations - Where It Goes

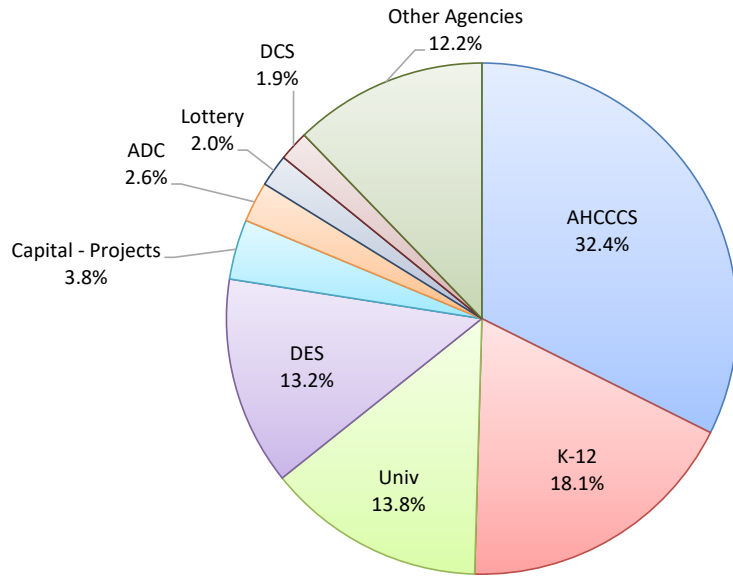
<u>Budget Unit</u>	<u>Appropriation (Millions)</u>
K-12 Education (ADE)	\$ 7,676.7
AHCCCS / DHS	2,792.2
Corrections	1,537.4
Economic Security	1,344.5
Universities	970.0
Child Safety	458.1
School Facilities Division	320.9
DPS	264.5
Other Agencies	859.2
TOTAL BUDGET	<u>\$ 16,223.5</u> ^{1/}



^{1/} Does not include administrative adjustments and reverts.

FY 2025 Total Spending - All Sources ^{1/}

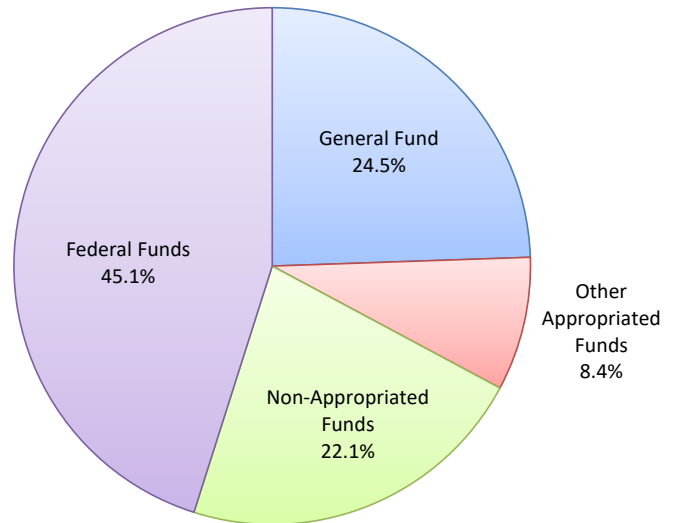
Budget Unit	Spending (Millions)
AHCCCS	\$ 21,466.8
K-12 Education (ADE)	12,000.7
Universities	9,173.1
Economic Security	8,756.4
Capital - Projects	2,515.3
Corrections	1,693.7
Lottery	1,346.2
Child Safety	1,261.1
Other Agencies / Distributions	8,121.8
TOTAL	\$ 66,335.1



^{1/} Does not include administrative adjustments and revertments.

FY 2025 Total Spending by Fund Source ^{1/}

Fund Source	Spending (Millions)
General Fund	\$ 16,223.5
Other Appropriated Funds	5,550.0
Non-Appropriated Funds	14,647.3
Federal Funds	29,914.4
TOTAL	\$ 66,335.1



^{1/} Does not include administrative adjustments and revertments.