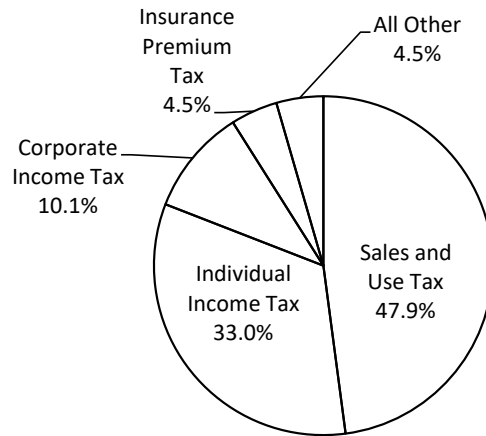


FY 2024 General Fund Revenue - Where It Comes From

<u>Source</u>	<u>Revenue (Millions)</u>
Sales and Use Tax	\$ 8,078.1
Individual Income Tax	5,564.6
Corporate Income Tax	1,708.7
Insurance Premium Tax	756.7
All Other	755.2
TOTAL REVENUE	<u>\$ 16,863.3</u> ^{1/2/}

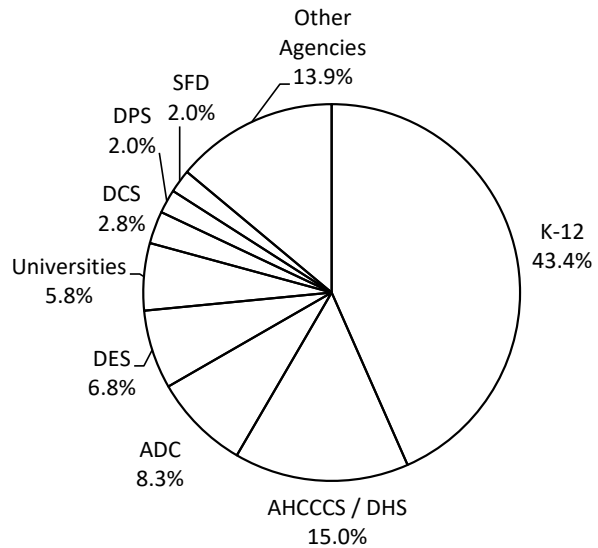


^{1/} Excludes FY 2023 balance forward.

^{2/} A total of \$1,564.8 million of this amount is distributed as urban revenue sharing.

FY 2024 General Fund Appropriations - Where It Goes

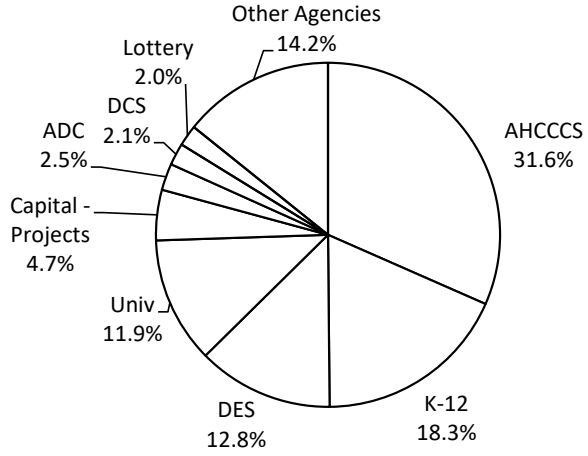
<u>Budget Unit</u>	<u>Appropriation (Millions)</u>
K-12 Education (ADE)	\$ 7,761.1
AHCCCS / DHS	2,681.8
Corrections	1,483.5
Economic Security	1,211.4
Universities	1,032.2
Child Safety	498.0
DPS	366.1
School Facilities Division	357.0
Other Agencies	2,492.7
TOTAL BUDGET	<u>\$ 17,883.9</u> ^{1/}



^{1/} Does not include administrative adjustments and revertsments.

FY 2024 Total Spending - All Sources ^{1/}

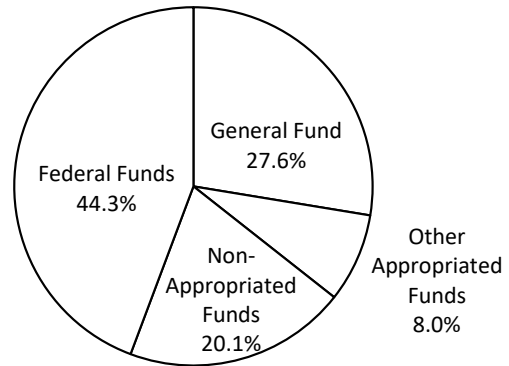
Budget Unit	Spending (Millions)
AHCCCS	\$ 20,474.2
K-12 Education (ADE)	11,836.5
Universities	8,272.0
Economic Security	7,689.1
Capital - Projects	3,074.7
Corrections	1,622.7
Child Safety	1,339.3
Lottery	1,279.7
Other Agencies / Distributions	9,224.6
TOTAL	\$ 64,812.9



^{1/} Does not include administrative adjustments and revertments.

FY 2024 Total Spending by Fund Source ^{1/}

Fund Source	Spending (Millions)
General Fund	\$ 17,883.9
Other Appropriated Funds	5,201.3
Non-Appropriated Funds	13,022.3
Federal Funds	28,705.5
TOTAL	\$ 64,812.9



^{1/} Does not include administrative adjustments and revertments.