

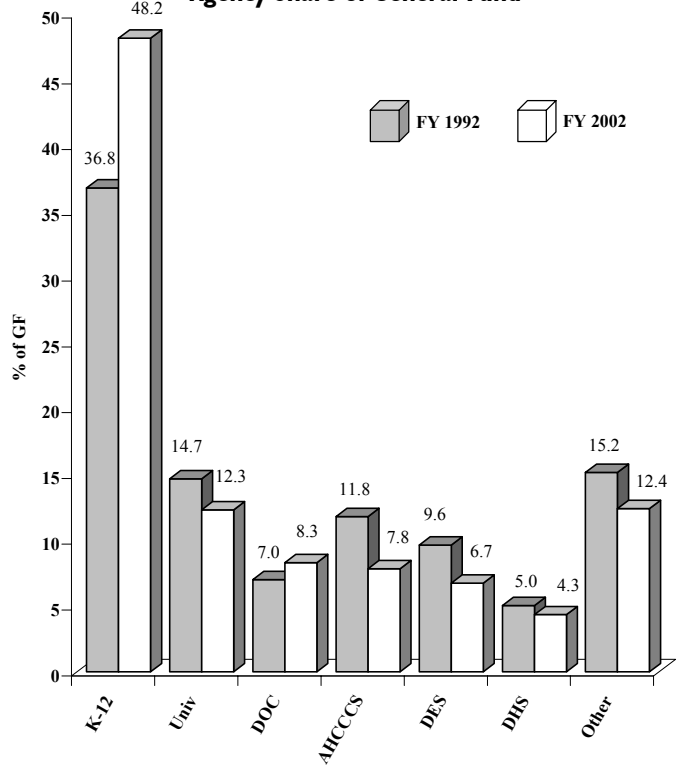
"THEN AND NOW" - FY 1992 vs. FY 2002 General Fund Spending

**Comparison of 8 Largest Operating Budgets
(\$ in Millions)**

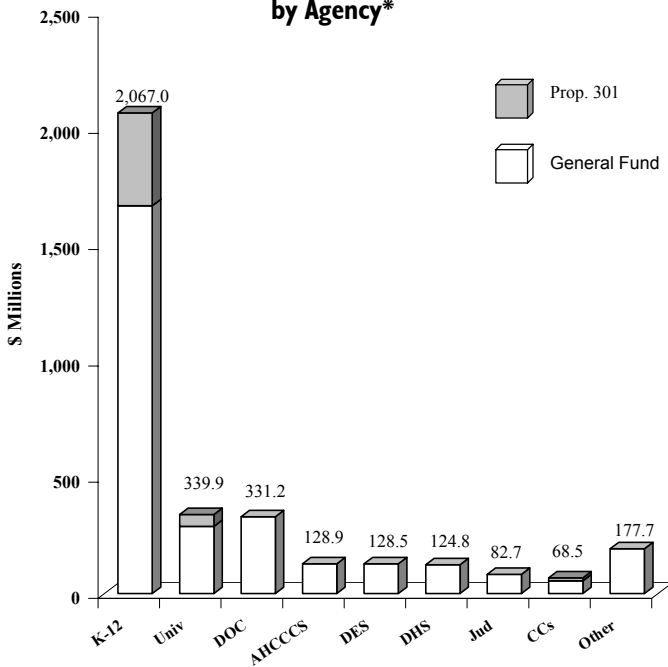
	FY 92 Actuals	FY 02 Approp.	\$ Change FY 92-02	% Change FY 92-02
Education (K-12) ^{1/}	\$1,312.6	\$ 2,981.4	\$ 1,668.8	127.1
Prop. 301 ^{2/}	0.0	\$ 398.2	\$ 398.2	NA
Universities	523.3	813.3	290.0	55.4
Prop. 301	0.0	49.9	49.9	NA
Corrections	249.8	581.0	331.2	132.6
AHCCCS	420.5	549.4	128.9	30.7
Economic Security	343.2	471.7	128.5	37.4
Health Services	179.3	304.1	124.8	69.6
Judiciary	71.3	154.0	82.7	116.0
Community Colleges	84.2	139.9	55.7	66.2
Prop. 301	0.0	12.8	12.8	NA
Other	316.6	578.9	262.3	82.8
TOTAL	\$3,500.8	\$ 7,034.6	\$ 3,533.8	100.9%

1/ Includes appropriations made to the School Facilities Board
2/ Includes Prop. 301 monies dedicated to the School Facilities Board

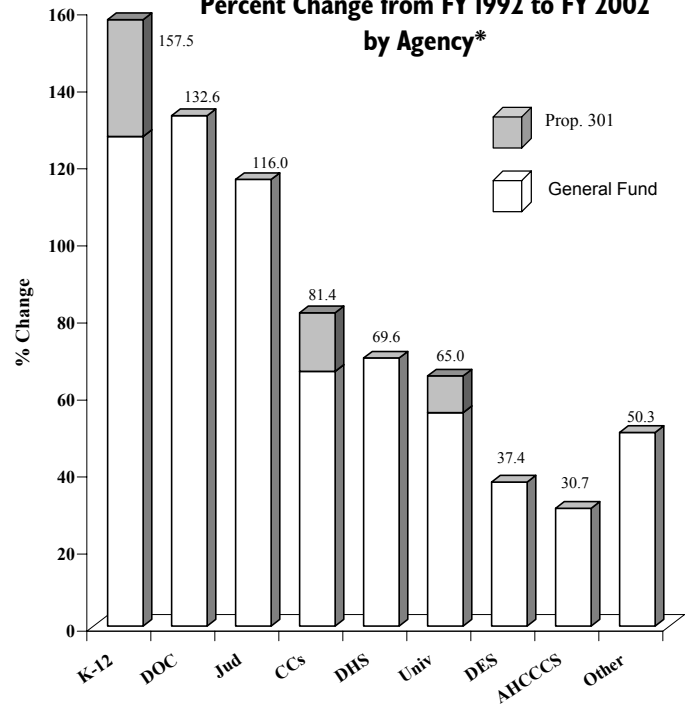
Agency Share of General Fund



**Dollar Change from FY 1992 to FY 2002
by Agency***



**Percent Change from FY 1992 to FY 2002
by Agency***



* K-12 dollar and percent change from FY 1992 to FY 2002 includes \$453.7 million appropriated to School Facilities Board in FY 2002.