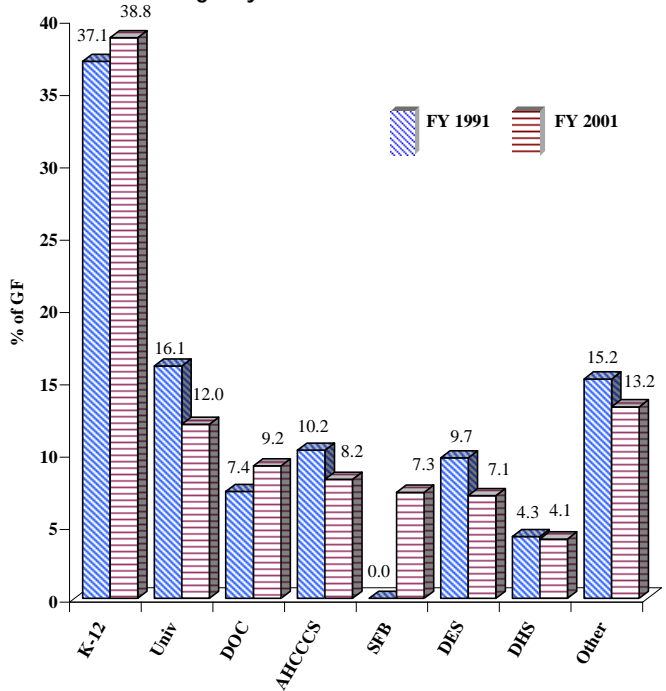


"THEN AND NOW" - FY 1991 vs. FY 2001 General Fund Spending

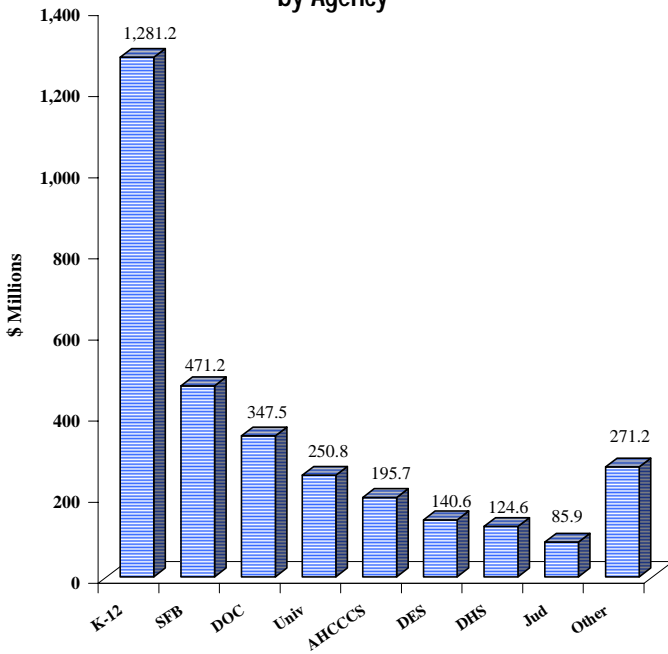
**Comparison of 9 Largest Operating Budgets
(\$ in Millions)**

	FY 91 Actuals	FY 01 Approp.	\$ Change FY 91-01	% Change FY 91-01
Education (K-12)	\$1,207.0	\$ 2,488.2	\$ 1,281.2	106.1
Universities	522.2	773.0	250.8	48.0
Corrections	240.4	587.9	347.5	144.6
AHCCCS	333.2	528.9	195.7	58.7
School Fac. Board	0.0	471.2	471.2	---
Economic Security	316.0	456.6	140.6	44.5
Health Services	139.1	263.7	124.6	89.6
Judiciary	66.8	152.7	85.9	128.6
Community Colleges	81.1	135.2	54.1	66.7
Other	345.2	562.3	217.1	62.9
TOTAL	<u>\$3,251.0</u>	<u>\$ 6,419.7</u>	<u>\$ 3,168.7</u>	<u>97.5%</u>

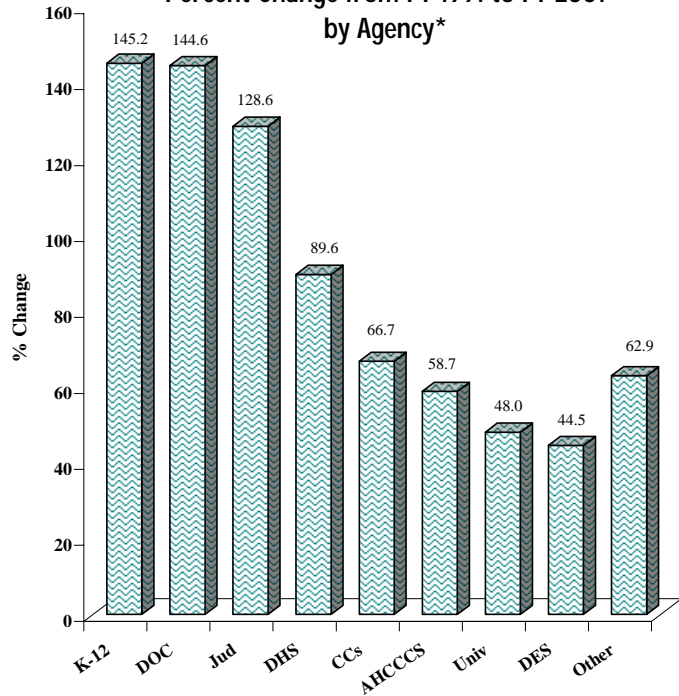
Agency Share of General Fund



**Dollar Change from FY 1991 to FY 2001
by Agency**



**Percent Change from FY 1991 to FY 2001
by Agency***



* K-12 percent change from FY 1991 to FY 2001 includes \$471.2 million appropriated to School Facilities Board in FY 2001.